

As recommended by gov.uk

# Home Learning Pack

## EYFS

Week 4

11/05/2020













Classroom  
secrets★



Take a picture while you work through this booklet and tweet us [@ClassroomSecLtd](https://twitter.com/ClassroomSecLtd) using the hashtags [#CSKids](https://twitter.com/CSKids) and [#HomeLearningHero](https://twitter.com/HomeLearningHero) to be in with a chance of winning a month's subscription to [classroomsecrets.co.uk](https://www.classroomsecrets.co.uk).







# Maths – Numbers – Estimating Objects to 20

Cut out these flashcards. Estimate how many counters there are.





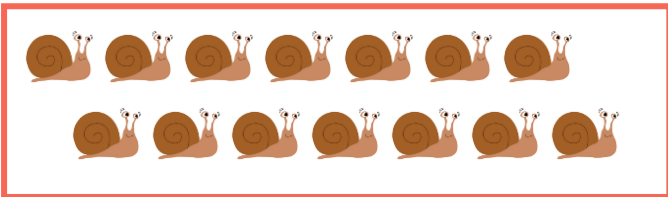



# Maths – Numbers – One Less Than (to 10)

Count the animals. What is 1 less?



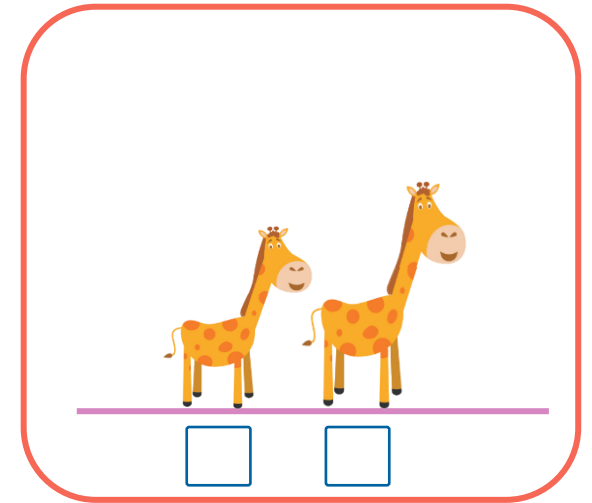
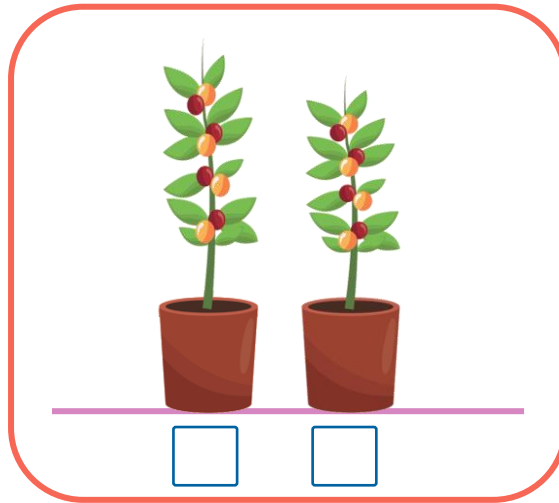
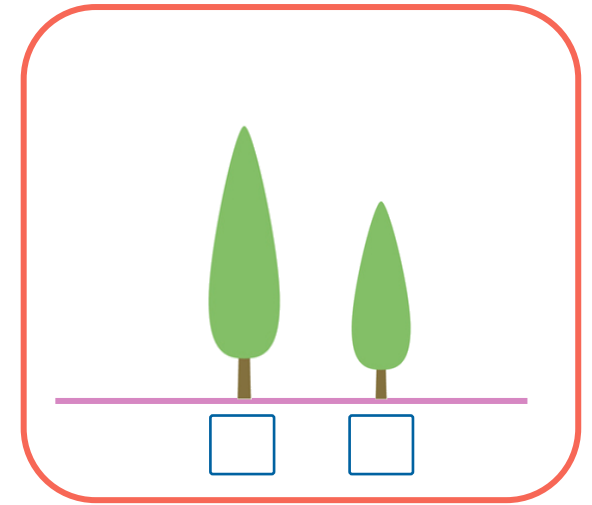
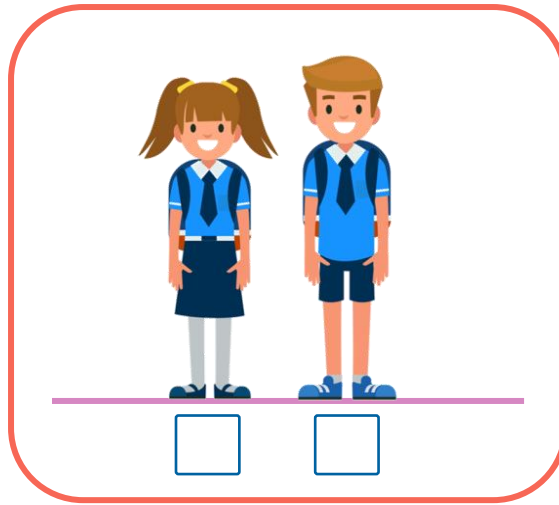
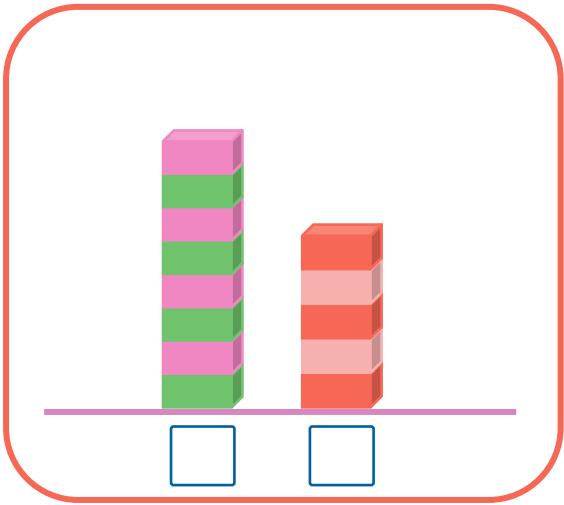
# Maths – Numbers – One Less Than (to 20)

Count the animals. What is 1 less?



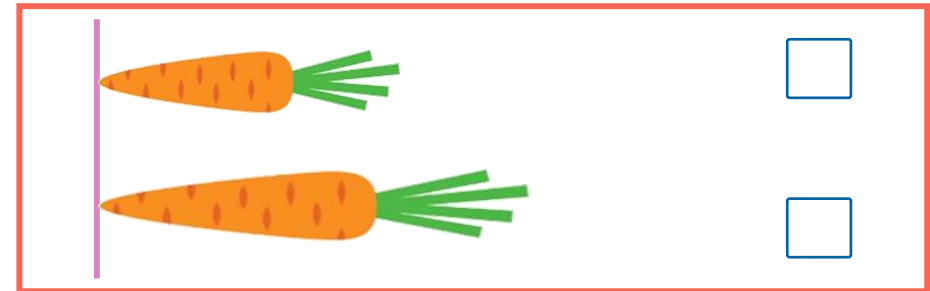
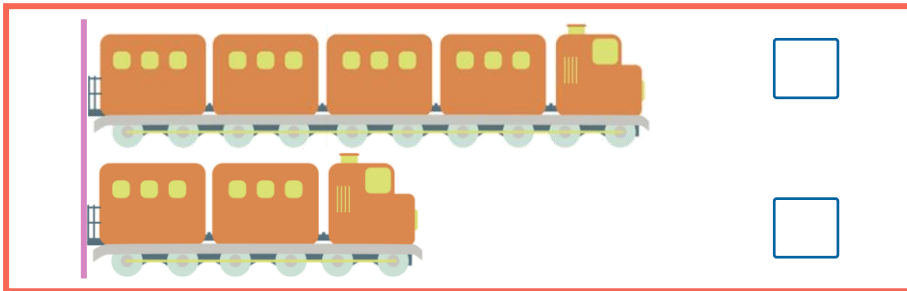


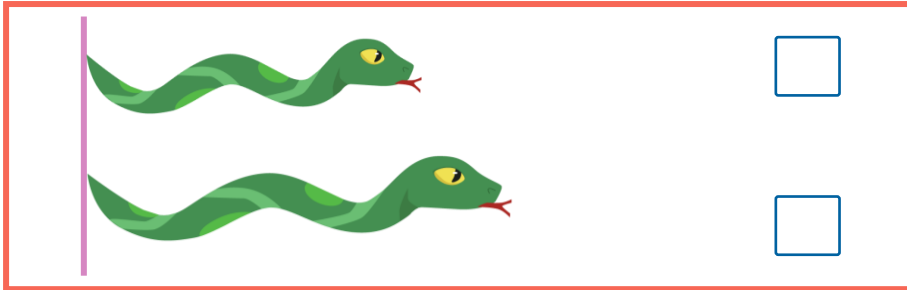
# Maths – Shape, Space and Measures – Tall and Short

Look at these pairs of pictures. Put a tick in the box to show the **tallest**.




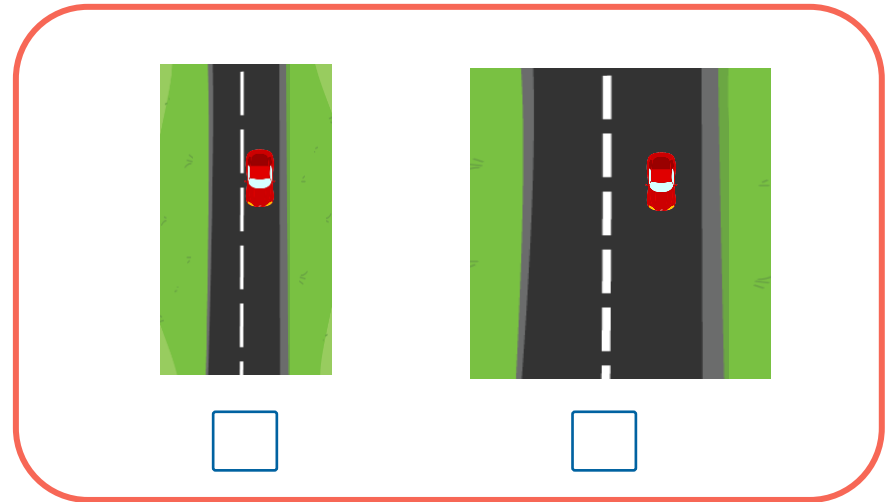
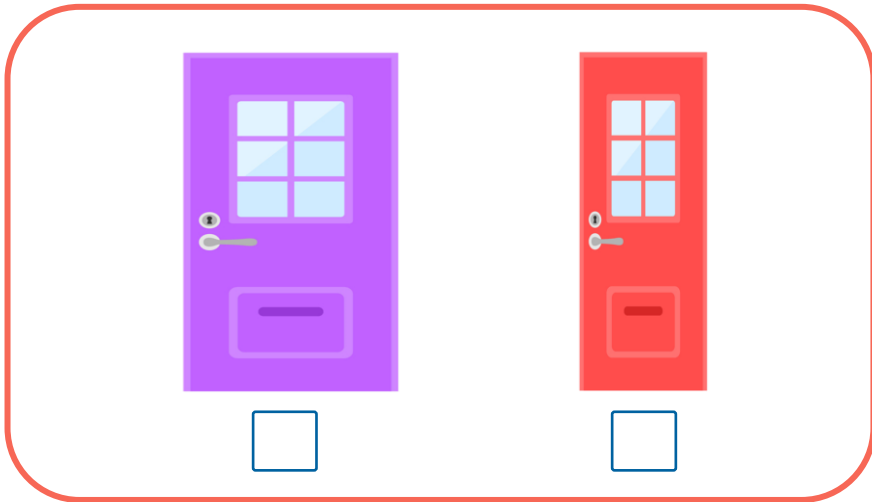
# Maths – Shape, Space and Measures – Long and Short

Look at these pairs of pictures. Put a tick in the box to show the **shortest**.



# Maths – Shape, Space and Measures – Narrow and Wide

Look at these pairs of pictures. Put a tick in the box to show the **widest**.



# Maths – Shape, Space and Measures – Heavy and Light

Gather a selection of toys and objects from around your home. Using your hands to compare the items, can you sort them into heavy and light?





# Phonics – ‘ur’ sound

Circle the pictures that have the ‘ur’ sound in the middle.



Can you draw a picture of something that has the ‘ur’ sound in the middle?  
You might find something in your house!

## Phonics – ‘ow’ sound

Circle the pictures that have the ‘ow’ sound in the middle or at the end.



Can you draw a picture of something that has the ‘ow’ sound in the middle?

You might find something in your house!

# Phonics – ‘or’ sound

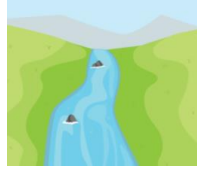
Circle the pictures that have the ‘or’ sound in the middle.



Can you draw a picture of something that has the ‘or’ sound in the middle?  
You might find something in your house!

# Phonics – ‘er’ sound

Circle the pictures that have the ‘er’ sound at the end.



Can you draw a picture of something that has the ‘er’ sound at the end?  
You might find something in your house!

# Phonics – ‘oi’ sound

Circle the pictures that have the ‘oi’ sound at the beginning or in the middle.



Can you draw a picture of something that has the ‘oi’ sound in the middle?  
You might find something in your house!

# Literacy – Reading

Blend these letter sounds to read the words.

Draw a line to the matching picture.

shower

turnip

toilet

dinner

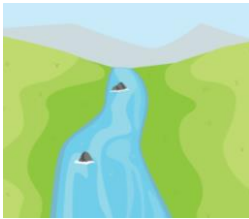
fork



# Literacy – Writing

Write the word in the box underneath by segmenting the sounds.

Words have **2** sounds, **3** sounds and even **4** sounds!





Ask your child:  
What makes you  
feel happy?

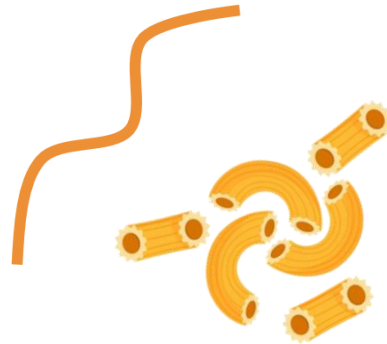


Classroom  
secrets  
EYFS

Discuss with your child what makes them feel happy. Encourage your child to draw or write about what makes them happy. You could draw or write about what makes you feel happy too!



How many  
objects can you  
thread?



Classroom  
secrets  
EYFS

Set up a threading challenge. You could use string, dry spaghetti or a shoelace and ask your child to thread on a set amount of cereal, dry pasta, buttons or similar. This will develop counting and fine motor skills.



Paint a picture  
of someone in  
your house.



Classroom  
secrets  
EYFS

Ask your child to paint a portrait of someone in your house. Can you guess who it is without them telling you? If you do not have paint, you could ask them to draw a picture instead.





Estimate how many? Were you right?



Fill a bag with up to 20 objects. Ask your child to feel and estimate how many objects are there. Encourage them to make a sensible guess. Ask your child to see how close they were by counting them after!



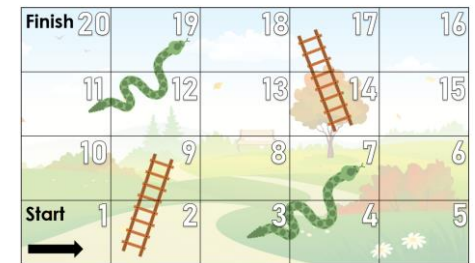
Can you find any of these in your house?



Ask your child if they can find any of these objects. They all link to the oi, or, er and ur sounds. Can they find anything else linked to those sounds? You could ask your child to write what they have found.



Explore numbers with a board game.



Find further guidance linked to this activity on the next page. Or see this activity in action here <https://www.youtube.com/user/ClassroomSecretsLtd>

## Activity Outcomes

- In this activity, your child will practise number recognition, recognising how to represent numbers in different ways, partitioning and simple addition skills.
- They will also develop co-operation skills, such as turn taking.

## Setting up

### What you will need

- A board game (any game that requires counting)
- Counters
- Dice

## Activity Guide

- Set up the board game with counters and a dice.
- Either with a sibling, or an adult, children to take turns to roll the dice and move the counter to the correct space in the game.
- Ask your child to recognise the number they have rolled on the dice and the number they have moved their counter to.
- As the game progresses, help children to recognise simple addition by exploring a number being added every time the dice is rolled.

## Questions you could ask your child during the activity

- What number can you see?
- If you started on 3, and rolled a 3 on your dice, what number will you land on?
- What number is bigger/smaller?
- What number comes before/after?

## Further Support and Ideas

- You could create your own board game together!
- For EYFS interactive games, visit [kids.classroomsecrets.co.uk](https://kids.classroomsecrets.co.uk)