


Walpole Cross Keys Primary School



Welcome to our School





CONTENTS

Welcome to Reception Class

Helping your child

Help your child explore

The home environment

Playing games

Language and literacy

Helpful hints for reading

Hand control

Mathematical skills

Starting School - Your first day

The end of the school day

Absence

Playtime

Money matters

The school shop

Partnership

Come and see me





The purpose of this booklet is to give you some ideas of the skills needed by your child and ways in which you can develop them, so that your child will quickly feel "at home" when starting school.

We hope you find this booklet useful but if there is anything that you would like to know before your child starts school in September, I am always available before or after school, to put your mind at ease.

Mrs. Borley, Executive Headteacher for West Lynn Primary School, Clenchwarton Primary School and Walpole Cross Keys, is also available to answer your questions about the school.

Our Assistant Headteacher, Mrs. Robinson will be available for any concerns in Mrs. Borley's absence.

So if we don't see you before then, here's looking forward to September.

Many thanks

Miss. A. Calaby - Class Teacher





HELPING YOUR CHILD

Children learn by doing and with real experiences they will develop emotionally, physically and intellectually and learn about the social world of people.

Self-help skills are necessary if children are to start feeling confident and happy. Encouraging good hygiene habits, allowing opportunities for children to dress and undress themselves tackling a variety of fasteners and types of clothing is vital, especially in light of a classroom of similarly dressed children all needing to get changed quickly. Naming clothing and shoes helps us to help your child retrieve their own belongings.



Choosing clothes that your child can manage, such as polo shirts or Velcro fastened shoes can help this process. Until your child can tie his/her own laces then they are not practical for school.

Here are some skills which you might want to work towards before your child starts school, and then reinforce even when they have started. It all adds to your child's independence.

Talking with Adults

Saying 'No' and meaning 'No' - so your child understands

Talking with other children

Using a knife and fork

Using 'please' and 'thank you'

Playing contentedly on their own

Playing with a friend

Playing with a small group

Learning to tidy up

Sharing toys

Taking turns

Going to the toilet independently

Flushing the toilet

Turning taps on and off

Washing and drying their hands

Undressing

Dressing themselves

Putting on and fastening their coats

Listening and carrying out simple instructions

Asking questions

Recognising their name

Not touching things without asking







HELPING YOUR CHILD EXPLORE

Allowing children to explore and make their own discoveries will help them to develop their own ideas. Using their senses and talking about how things feel, taste, smell etc., will help them with science later on.

Encourage your child to look closely at things, with binoculars or magnifying glasses if available, and let them talk about what they see.

Things that can be investigated are:

- * * * * * Mini Beasts, ladybirds, worms, caterpillars, spiders
- * * * * * Reflections in mirrors, puddles, tins
- * * * * * Patterns in Kaleidoscopes
- * * * * * Unusual fruits - taste them, cut them in half to see the patterns and seeds
- * * * * * Make shapes and patterns with building blocks, Lego, for them to copy too
- * * * * * Play 'I Spy' games - something with wheels, something to cuddle etc.
- * * * * * Play 'matching games' - find another one like this





THE HOME ENVIRONMENT

Use the environment of your home as a learning experience. Here are some suggestions:

- * * * * * Talk about things inside and outside.
- * * * * * Compare your house and garden with others in your road.
- * * * * * Look at the shapes of windows and doors. Count them.
- * * * * * Look at the patterns of bricks, manhole covers, gates etc.
- * * * * * Talk about what you see from each window.
- * * * * * Watch and talk about the traffic, birds and people. Can they name different animals?
- * * * * * Look closely at the flowers growing in the garden. Name them. Discuss their similarities and differences. Count how many red flowers are growing in the garden.
- * * * * * On any outing by bus, train, car - tell your child where they are going, using place names and not just 'the seaside'. Draw their attention to signs and notices.
- * * * * * At the supermarket, look at the different signs and aisles - what do you find in them? Sets of items on sale e.g. fruit and vegetables - do they know what they are called? What are they used for? Can they find an item and put it in the trolley?
- * * * * * Can they remember 5 things on your shopping list?





PLAYING GAMES


Children learn through repetition so any fun activity will make them want to do it again.

There are many games that can be played with your child; memory games are a good place to start.

Games with dice, pictures, words and numbers will develop their minds.

'Matching Pairs,' 'I packed my bag,' 'Kim's game' - a collection of objects on a tray which the child looks at, take something always and then the child is to say what is missing are all easy games to play.

Board games, card games and sequencing games encourage your child to learn to take turns.





LANGUAGE AND LITERACY

Stories, Nursery and Counting Rhymes are a wonderful source of language. Opposites such as in/out, up/down, fast/slow, are fun to use in play situations.

Sharing books, talking about pictures, reading stories and poetry, especially simple rhyming verses, will give your child a good vocabulary and a love of books, which will make them want to become a reader themselves.

Help them to follow instructions. Make them short and easy to begin with e.g. "put teddy on the chair." Then make them more complex e.g. "go into the kitchen and bring me two teaspoons."

Songs are another good source of language, they are also fun and interactive, getting children involved. All of these skills are used and built upon throughout the day.




An essential element of reading, spelling and writing is phonics, which is the sounds that the letters make, and during the first part of your child's school life this will be built upon. These are taught through the "Read Write Inc" phonics scheme, which will be explained more in September.

Reading

Your child will be encouraged to recognise print in a number of different contexts throughout the school day.

We will issue worksheets each child for their sounds and reading books will be sent home, when they are ready to start reading. It is important that your child brings these to school every day.

The 'helpful hints' leaflet will explain in more detail how to help your child with their reading. When your child brings their books home, talk about the pictures together and try to encourage your child to make stories using the pictures. They will gradually progress onto reading with simple words and sentences once they have built up phonic knowledge.





HELPFUL HINTS FOR READING

Your child will bring their reading book home every night. Please could you read or talk about the pictures with your child every night. It is useful if you could comment in their communication and reading record book each time you hear them read or just date and sign.

Picture Books

Encourage your child to talk about what's happening in each picture. Try to get your child to tell a story relating to the pictures e.g. what happened next.....

Give the characters names; relate to your child's own experiences.

Sound Blending Books

Encourage your child to read the simple CVC words in the books. A picture of each word will be on the next page for your child to repeat the word.

Story Books

Encourage your child to read the title of the book - What could the book be about? Your child should point to each word as they read it. If they get stuck on a word, encourage them to sound out the beginning letter to help them read the word. It is natural for your child to use the pictures to help them read the words. At the end of the book ask your child what the story was about to see if they understood the story.

Some questions to ask your child

How do the characters feel?

How would you feel?

What do you think the story's about?

Can you think of a different ending?

Don't worry if your child has the same book for a while, they may simply enjoy it or need more practise or a clearer understanding of the story.

Key Words

Keywords will be given out on a weekly or fortnightly basis once phonics is established. The keywords need to be looked at every night if possible. Take one word or letter at a time, look at it and help your child to see the pattern of the letter and then match the words/letters. As they learn the words/letters, new ones will be introduced.

And finally.....

Try not to compare your child to other brothers or sisters, or any other children in the class. They all progress at the different stages and at their own pace. Reading and enjoying books should be fun and not a chore.



FINE MOTOR CONTROL

Providing your child with plenty of experience with paint, pencils, felt pens, crayons etc. will help to develop fine-motor control. This is an essential skill and yet it can be encouraged through everyday activities.

These include:

- * * * * * Threading beads
- * * * * * Lacing cards
- * * * * * Tracing
- * * * * * Drawing around templates
- * * * * * Drawing people and pictures
- * * * * * Colouring pictures
- * * * * * Making patterns
- * * * * * Scissors
- * * * * * Rolling and shaping playdough





MATHEMATICAL SKILLS

There are lots of opportunities for Maths in the everyday world. Counting the stairs, setting the table, the possibilities are countless!


Patterns and sequences form a large part of early maths. Toys, Lego bricks, sticky shapes can be used for these.

Sorting buttons, boxes, Lego bricks etc. by colour, shape, or size is an invaluable activity for reinforcing concepts.



Finding things that are long, short, tall etc. Comparing them is another useful experience. Counting objects, counting rhymes, books, playing cards, all can be used to help number recognition and concepts.

Through numeracy activities these foundations will be built upon in much the same way, stressing the importance of sharing these experiences with your child. Much of this will be through games which also aid developing social skills.





STARTING SCHOOL - YOUR FIRST DAY

Monday 7th September 2020

The school day starts at 8.45am. The playground is accessible from 8.40am where a Class Teacher will be on duty. Your child can wait with you until the whistle is blown at 8:45am, they will then need to line up ready to enter their classroom.

Your child will start school on Monday 7th September and will attend part time till 1pm till Friday 11th September 2020. This will give your child the opportunity to experience lunch and playtime and settle into school. Their first full day will be Monday 14th September 2020 and they will be full time from then. For the first few days they will be very tired and may need a sleep when they get home. Some children may benefit from a longer part time introduction to school. We will let you know if we think your child is one of these children.

On your child's first day they will need to bring:


- * * * * * A bag containing a P.E. Kit - please note that this is to be in school at all times.

This should be:

- A pale blue polo shirt
- A pair of navy or black shorts
- A pair of trainers

Please ensure that all clothing is named and checked regularly and re-written if necessary. Please check occasionally that your child's trainers are the correct size throughout the year.

If you are concerned for any reason, please feel free to contact Mrs Goodwin in the office who will be happy to check up on your child.





THE END OF THE SCHOOL DAY

The end of the school day will be 3:15pm. At all times children will be escorted out of the class by myself, Mrs Gower or Mrs Hendry. We need to be able to see all parents in the playground to escort your children to you, so please stand well back away from the door. If we do not see you please give us a wave until we get to know you. Many thanks.

Please inform the school if you will not be able to pick up your child and have made alternative arrangements. This is because we will not let them go unless we know who is picking them up.

If for any reason you are going to be late, please let the school know again, so that we can ensure your child's safety.




ABSENCE

If your child is going to be away from school, then can you please ring the school by 9.30am on that morning to let us know. If we are not informed, your child's absence will be marked as unauthorised and will appear on their school report and the school attendance figures.



Permission may be granted for time off from school in exceptional circumstances. If this is the case, you will need to collect a form from the office which can be submitted to the Headteacher for her consideration.





Snack


The children will be provided with half a slice of buttered toast at morning break time. During the afternoon they will have a healthy snack, this will be a variety of fruit e.g. tomatoes, apples, bananas, pears, carrots and other seasonal fruit. You may send in a healthy snack - please make sure it is named. We do not allow children to have crisps or chocolate at breaks.

PLAYTIME

During mid-morning and lunch the Reception children join the whole school for playtime. In the afternoon they will have their own 15 minute break with the Year 1 children.

During playtime one small item of food can be eaten as a snack. A healthy option is encouraged. There must be no drinks, as water is always available. For afternoon play a fruit snack will be provided.

During the hot weather sun hats are essential, but for safety reasons sunglasses are not allowed. During hot weather, please apply sun cream to your child's face, arms and legs before they attend school as we cannot apply cream to your child.





MONEY MATTERS

ParentPay is our preferred and safest way to make payments into school. As soon as we are able we will issue you a letter which will give you a log on and invite you to sign up. This very safe method of payment allows you to pay for trip's etc; and ensures that you are fully aware of how much has been paid and stops "lost" cash becoming an issue.


SCHOOL DINNERS - All children in Key Stage 1 (Reception to Year 2) are entitled to free school meals. As soon as we are able to, we will supply you with a copy of the menu. Meals will need to be chosen from the menu every week and booked by yourself on ParentPay by midnight on Sunday. You will be able to choose from a cheese, egg mayo or tuna mayo packed lunch or a hot meal (three options daily).

THE SCHOOL SHOP

This is held in the school office and the following items are available:

- * * * * * Water bottles
- * * * * * Swimming Hats

All uniform items can be purchased at Stratfords (**DETAILS NEEDED**):





PARTNERSHIP

Your child's education is a partnership and we encourage liaison between home and school. You and your child will be asked to sign a Home School Agreement. In previous years we have had several parents supporting this class with reading and other activities and we would like this to continue if possible.

If you can offer any time or other skills e.g. cooking, please see me. All volunteers will need to provide proof of ID and consent to a DBS (police) check. Mrs Goodwin will request some proof of identity. Once this is completed you will be contacted to ask for more information.

If you have any concerns, or need to let me know anything, I am happy to see any parents before or after school.

COME AND SEE ME

Once your child has started school I am always available to talk to, either at 8:40am before school starts, or at 3:15pm when school ends. For more important issues please make an appointment to see me via Mrs Goodwin.

A Communication and Reading Record book will be sent home to share your child's experiences with you. This is also for you to write in and add photo's to inform us of your child's activities as it helps us to know your child further. Also it contributes to your child's learning journey, which will be explained during home visits.

Until then, take time to read through this booklet and the prospectus and then if you have any questions you know where I am and please do not hesitate to ask.

Miss A Calaby

Class Teacher

