

# WALPOLE CROSS KEYS PRIMARY SCHOOL

28 Sutton Road, Walpole Cross Keys,  
King's Lynn, Norfolk, PE34 4HD.









Telephone 01553 828680  
office@walpolecrosskeys.norfolk.sch.uk  
www.walpolecrosskeysprimary.co.uk

Executive Headteacher: Ms J. Borley

## Class 2 Homework Challenge – Autumn 2017

Our homework challenge continues to go from strength to strength. We continue to see fantastic work from the children, in our celebration assembly at the end of every half term with parents and carers. This type of homework really does continue to motivate children and enhance their learning. We would like children to select at least one of the challenges below, however children can do as many as they wish. This will continue to run alongside the regular reading, spellings and maths that are set. Examples of children's homework can be found on the website under the 'Gallery' section.

Our topic this term is '**Set in Stone**' and the following are all ideas that tie in with the topic:

<p>Put together a 'survival' pack to take with you into the Stone Age. What would you take to protect you from the animals? Keep you warm? What shelter would you take? What food? It's a harsh environment! Think carefully; it could be the difference between life and death.</p> 	<p>Create an information pamphlet about the Stone Age. Include the features of an information text: facts, bullet points, pictures, diagrams, headings and sub-headings. Take the time to research the areas that interest you and then to carefully produce an information booklet for your class to read. This could be created using I.C.T.</p> 	<p>Using a computing programme like 'Scratch' or 'Kodu', create a Sprite in the form of a Stone Age animal or human. Can you draw the sprite or import it? Can you get it to move and interact with other sprites?</p> 
<p>Build a shelter for a nomadic hunter-gatherer family. Use appropriate tools, materials and equipment. The shelter needs to be:</p> <ul style="list-style-type: none"><li>• Light but strong.</li><li>• Easy to assemble.</li><li>• Able to provide shade.</li><li>• Able to keep occupants dry.</li></ul> 	<p>Find out more about Stonehenge or other sites from this period. Visit Stonehenge and take some pictures. Create a poster about a Stone Age site with information and pictures.</p> 	<p>Using any musical instruments you may have at home (improvise if necessary!), compose and perform a piece of music that the Stone-Age hunter gatherers can listen to when they are back from their hunt. Make a recording of this and bring in for us to hear.</p> 

The challenge work is due in on **Monday 16<sup>th</sup> October 2017** and on **Thursday 19<sup>th</sup> October 2017 at 9:15am** each child will get to present their work and for it to be celebrated. Parents are invited to this session too!

As we did last term, the children will have their 'Homework Challenge book'. We are expecting **one double page** to be used for each topic or you may choose to make a model, depending on the options available.

It is completely up to the children to decide how they want to record it. They could use photos, diagrams, drawings or something else! If you would like to do more than a double page then this is absolutely fine too. All we ask is that everyone has a go, so they all have something to share at the end of each term. <http://www.learninglogs.co.uk/>

We thank you for your continued support.